



Superior Magnetics Since 1979



CMMI-2C

Microphone Input Transformer 1 : 2 Step-up

- **Excellent bandwidth**
- **Good CMRR: 96 dB @ 60 Hz**
- **+4.87 dB step-up (loaded); 1 : 2 turns ratio**
- **p.c. mount and lead packages**

The CineMag CMMI-2C/PC is designed to take a very high level mic signal before reaching saturation. It has a maximum input level at 20 Hz of +8 dBu. It has excellent bandwidth, very good common mode rejection ratio (CMRR), and excellent distortion characteristics. The CMMI-2C/PC is available with either wire leads or p.c. pins. It is encased in a μ Metal can which provides 30 dB of magnetic shielding. All the internal Faraday foil shield wires are spot welded for maximum long term reliability, as is so with all CineMag transformers.

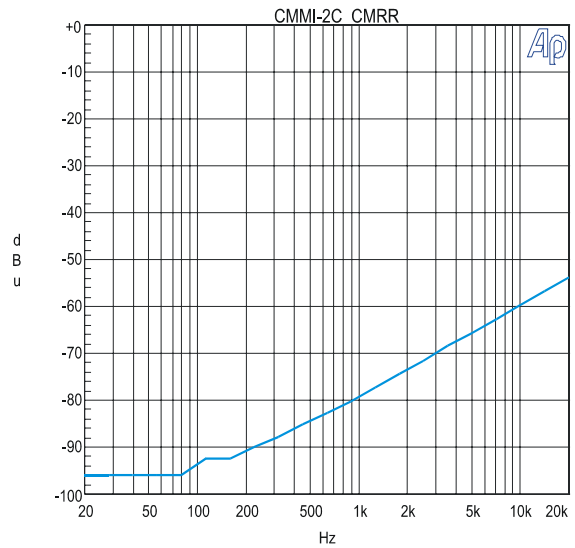
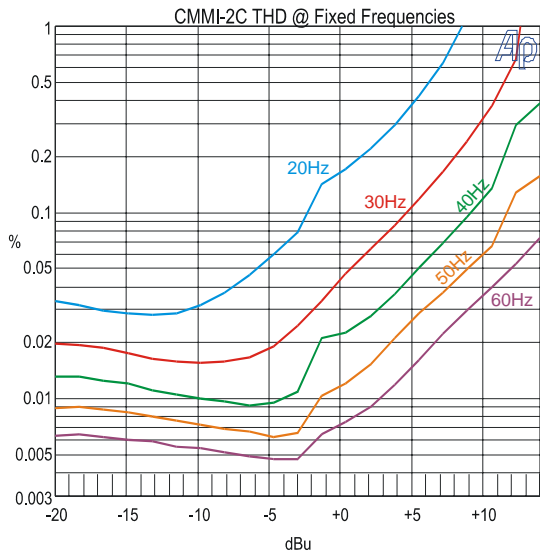
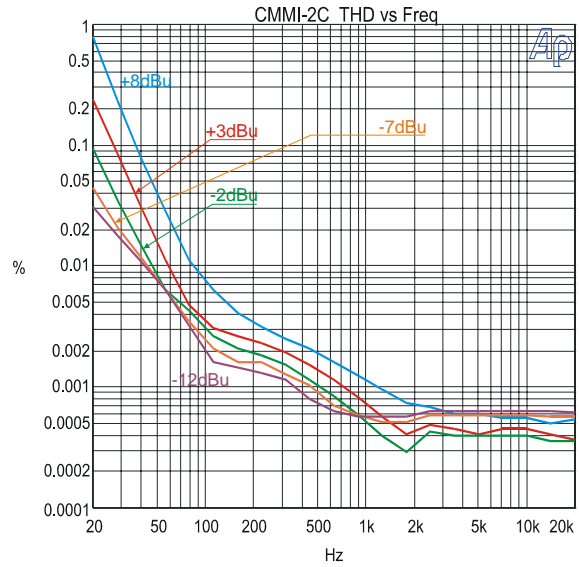
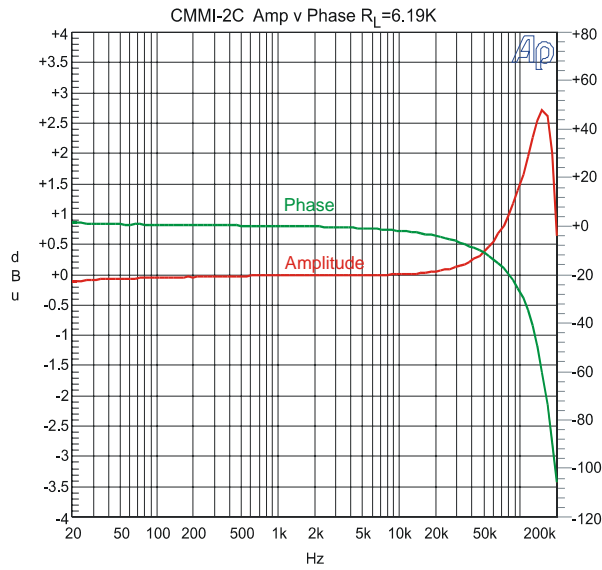
CMMI-2C / CMMI-2CPC

Parameter	Conditions	Typ
Turns Ratio		1 : 2.00
Voltage Gain	1 kHz, -20 dBu 150 Ω input, 6.19K secondary load impedance	4.87 dB
Distortion (THD+N%)	1 kHz, +3dBu Test Circuit 1	0.007%
	20 Hz, -10dBu Test Circuit 1	0.03%
Max 20 Hz input level	1.0% THD; 150 Ω input, 6.19K secondary load impedance Test Circuit 1	+8 dBu
Response, ref 1 kHz	20 Hz Test Circuit 1	-0.1 dB
	20 kHz Test Circuit 1	+0.05 dB
Phase Shift at 20 Hz Phase Shift at 20 kHz	Referenced to source generator Test Circuit 1	+1° -1°
CMRR	60 Hz Test Circuit 2 per IEEE Std 389-1996 ¶19	96 dB
	1 kHz Test Circuit 2 per IEEE Std 389-1996 ¶19	79 dB
Operating Temp Range	Operation and storage	0° C Min 70° C Max
Max Soldering Temp (p.c.)	5 Seconds	335° C Max

9050 Independence Ave. Canoga Park, California 91304

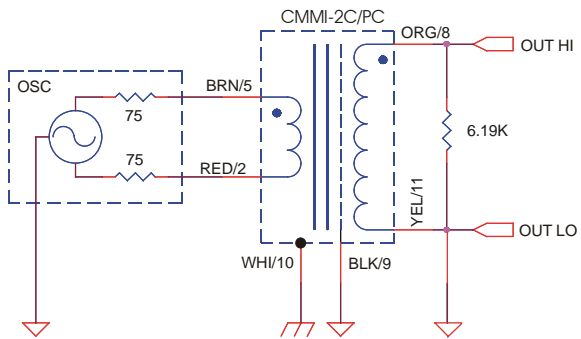
☎(818) 993-4644 ☒ (818) 993-4604

<http://www.cinemag.biz/>

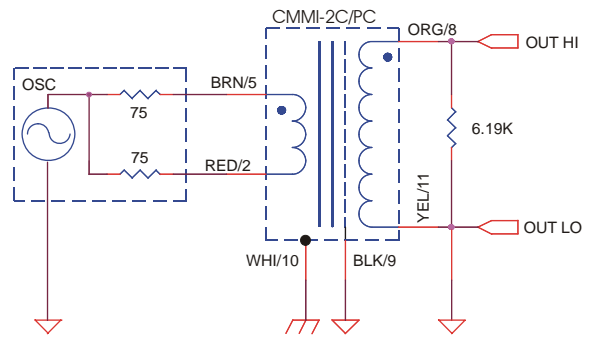


NOTES:

1. All graphs generated from one (1) randomly chosen device. No statistical averaging or weighting. Data from one sweep.

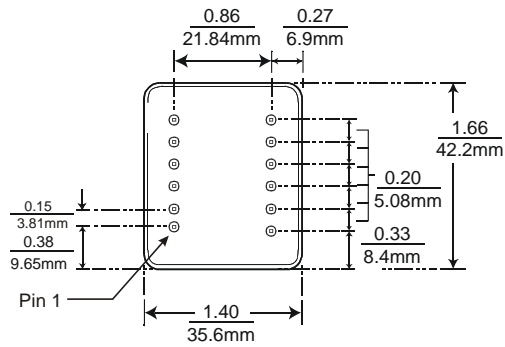
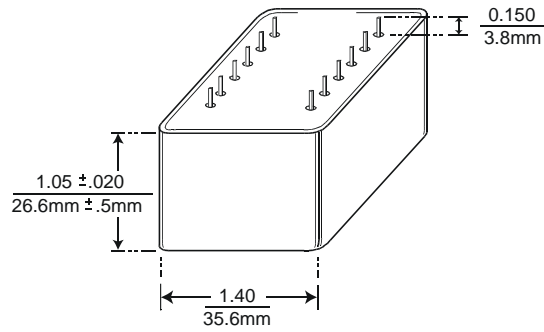
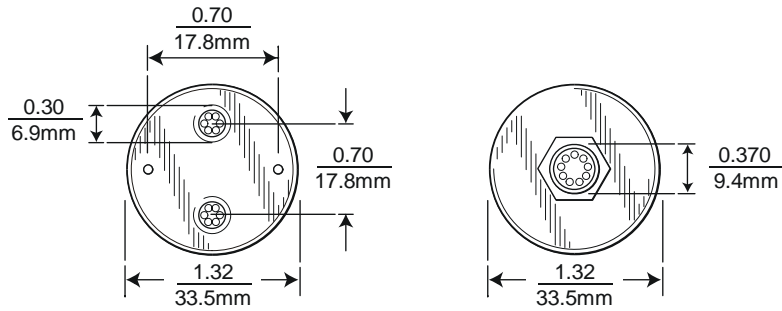
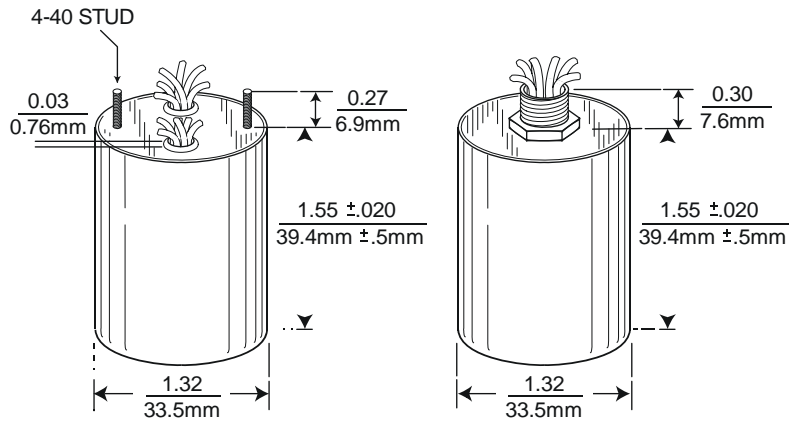


TEST CIRCUIT 1



TEST CIRCUIT 2

Studs optional



BOTTOM VIEW